


## □ Function & Features

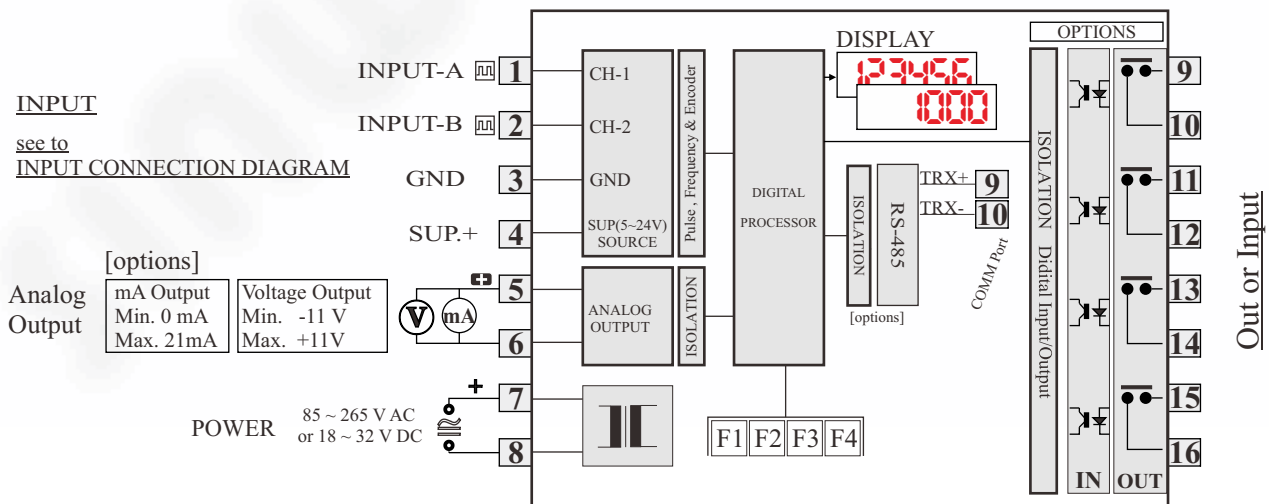
- \* **Two Inputs PULSE, FREQUENCY, ENCODER(A,B)**  
(VOLTAGE, CURRENT, O.C, 2-WIRE,)
- \* **EXT. VOLTAGE**  
( 5 , 12, 24V)
- \* **Front-programmable**  
( Free range setting in the counts of input)
- \* **Both input type, output, and range are configurable**
- \* **6-digit LED display**  
Display main(ex: %) or input value(ex:COUNT/FREQUENCY/ENCODER) alternately with key
- \* **Digital Brightness Control (Intensity: 0 ~ 15 )**
- \* **Analog-Output(Isolated) (mV / V / mA / Hz)**  
( 0~10V, 0~1V, 0~5V, 4~20mA, 0~20mA, L.P. (4~20mA))
- \* **4 Points Contact output or Input (Alarm 1~4 or DI 1~4)**
- \* **Communication Interface (RS-485) standard (Isolated)**



## □ GENERAL SPECIFICATIONS

- Construction : Panel flush mounting
- Connection : M3.5 Screw terminals
- Housing material : flame-retardant Poly Carbonate (white)
- Power supply : AC 85 ~ 265V or DC 18 ~ 32V ( about 3VA)
- Operating temperature : -5 ~ 55 °C (23 ~ 131 °F)
- Operating humidity : 10 ~ 90 % RH (non-condensing)
- Display range : 6 Digits ( -199999 ~ 999999 )
- Dimension : W96 x H48 x D118mm (3.78" x 1.89" x 4.65")
- Dimension of mounting hole(cutting) : W92 x H44mm (3.62"x1.73")

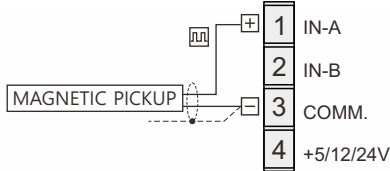
## SCHEMATIC CIRCUIT & CONNECTION DIAGRAM



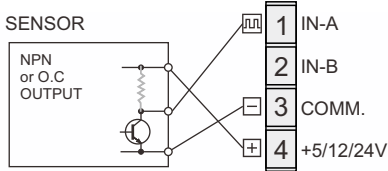
## INPUT CONNECTION DIAGRAM

### INPUT

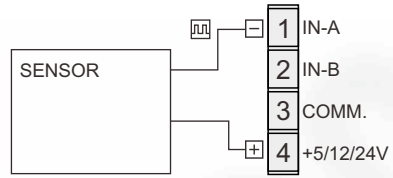
#### MAGNETIC PICKUPS



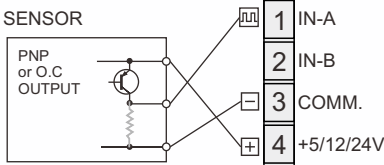
#### SENSORS WITH CURRENT SHINK OUTPUT(NPN O.C)



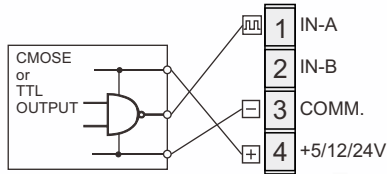
#### 2-WIRE PROXIMITY SENSORS



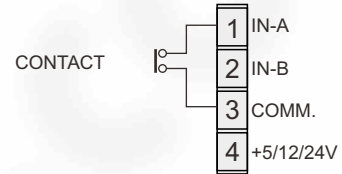
#### SENSORS WITH CURRENT SOURCE OUTPUT(PNP O.C)



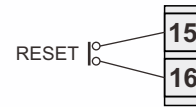
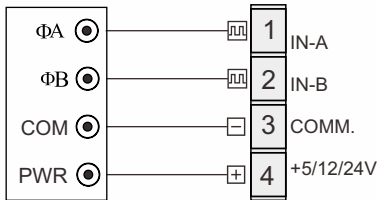
#### INPUT FROM CMOS OR TTL



#### INPUT FROM DRY CONTACT

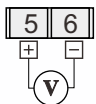


#### ROTARY ENCODER

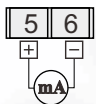


### OUTPUT 1 (option)

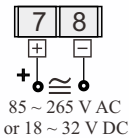
#### Voltage



#### Current


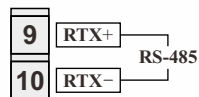
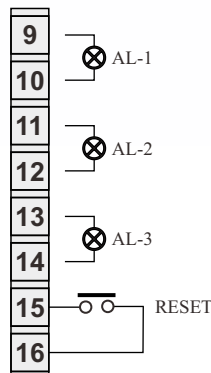
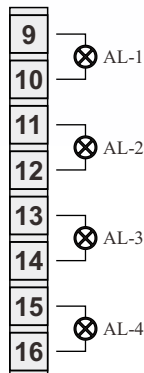
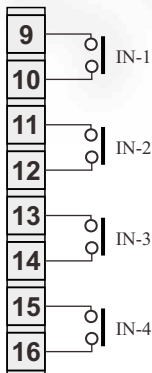


#### POWER



### [ OPTION ]

- \* Alarm outputs : 4 points (max.) Relay or Photo-coupler
- \* Input : 4 points (max)
- \* Communication port : 1 point



**MODEL & SUFFIX CODE**

S-CON5500  -

**Sensor Selection**

- C : Counter
- F : Frequency
- E : Encoder
  
- R : Other Special Spec.

**Input Selection**

- 1 : 3-Wire Voltage Pulse
- 2 : 2-Wire Current Pulse
- 3 : 2-Wire Voltage Pulse
- 4 : Open Collector
- 5 : Dry Contact
- 6 : Encoder
- 7 : Magnetic Pickup
  
- R : Other Special Spec.

**Analog Output Selection**

- 0 : None
- 1 : DC 1V, 5V, 10V(Max.)
- 2 : DC ±1V, ±5, ±10 (Max.)
- 3 : DC 20mA (Max.) (Load Resistance : 0~600Ω)
- 9 : 2-Wire Transmitter(4~20mA DC) (9V ~ 35V DC)
- A : Frequency output( Voltage )
- B : Frequency output(Open Collect(Drain))
  
- R : Other Special Spec.

**Relay Contact Output ( 0:None 1 ~ 4 )**

- 00 : None
- Ax : Relay Contact (A1~A4)
- Bx : Photo coupler (B1~B4)
- Rx : Other Special Spec.

**Input ( 0 : None 1 ~ 4 )**

- 00 : None
- Ax : Voltage (24V) A1 ~ A4
- Bx : Relay Contact or Open Collector (B1~B4)
- Rx : Other Special Spec.

**Communication port**

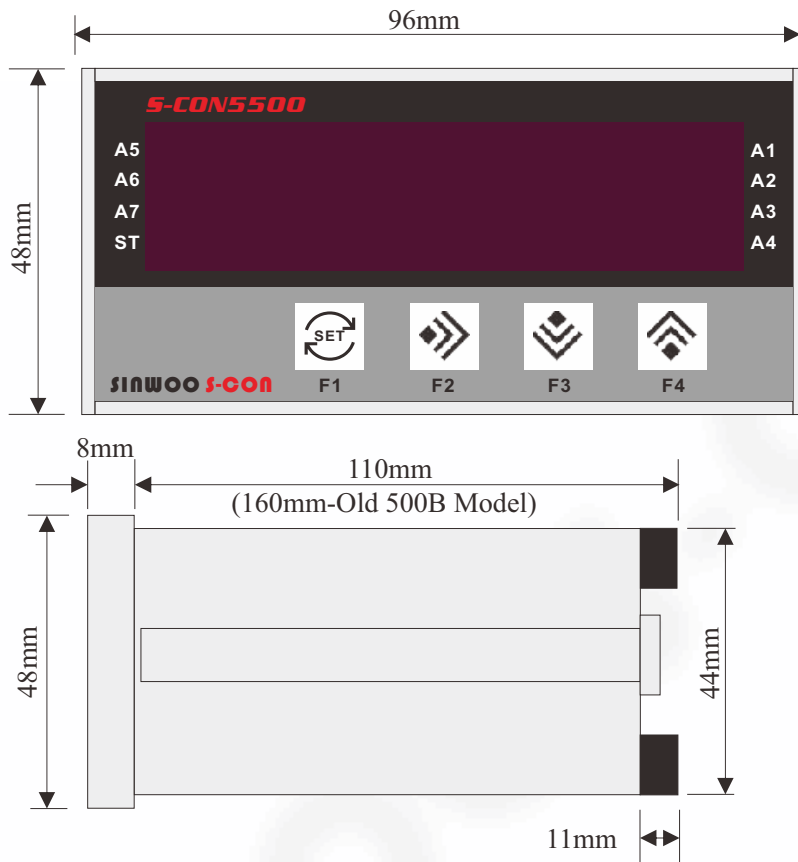
- 0 : None
- 1 : RS-485
- 2 : RS-232

**Power Supply**

- Z : AC 85~265V
- Y : DC 18~32V
- R : Other Special Spec.

Ex.) S-CON5500C - 1 3 A2 00 0 Z

**DIMENSIONS**



**MOUNTING REQUIREMENTS**

